



ShortLink Wideband Antenna Family

Models: SLA150-SMA, SLA150-UFL

Patent-pending omnidirectional antenna, based on a hybrid-design for market leading performance.

Excellent efficiency over a very wide frequency range, covering 700 to 3000 MHz.

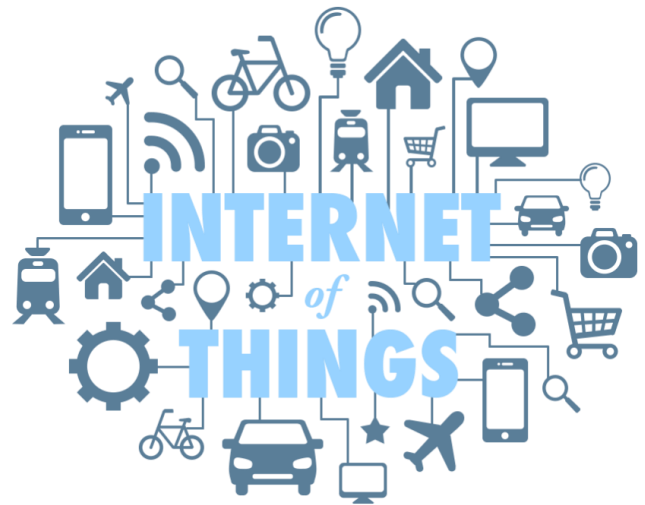
Very suitable for Bluetooth, Wi-Fi, 2G, 3G, 4G/LTE, LPWAN, ZigBee, GPS, IoT applications and more.

Overview

Full IoT Frequency Range

The SLA150 antennas from ShortLink are the first omnidirectional true wideband antennas on the market, specially designed for the entire range from 700 to 3000 MHz. This makes it easier to launch a product for the global market because the same antenna supports all frequency bands in this range.

That is, no matter which communication protocols you intend to use in your product, such as Bluetooth, ZigBee, LPWAN (LoRa, Sigfox, Weightless etc), Wi-Fi, 2G, 3G, 4G/LTE, NB-IoT and more, the SLA150 will work very well.

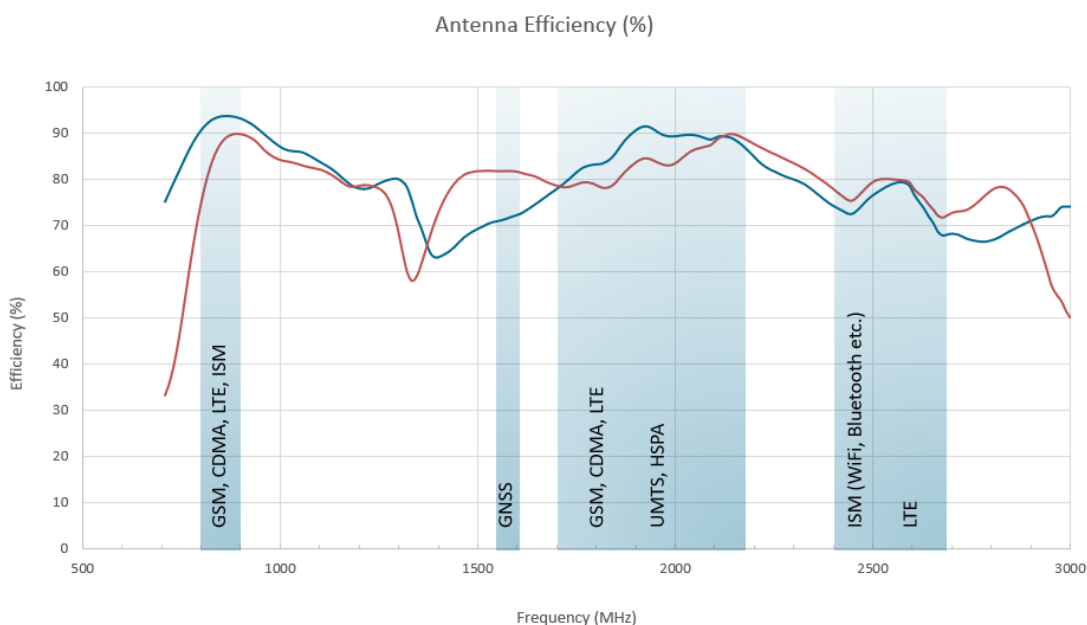


High Efficiency

The high efficiency of the ShortLink wideband antenna family is based on a unique and patent-pending technology, providing market leading performance. This in terms of longer range, or lower power consumption, depending on what is most important in the current application.

Furthermore, the enhanced signal strength offered by these antennas also enables higher data rates and unrivaled coverage in harsh environments. These antennas are therefore ideal for most applications, especially within IoT.

The unique design of the patent-pending antenna enables it to operate independent of a separate ground-plane to achieve full performance. This can reduce both the size and number of other components in the system, thus simplifying system design of the final product.



Specification

Antenna Characteristics

	SLA150-SMA	SLA150-UFL
Model	SLA150-SMA	SLA150-UFL
Frequency Range*	700MHz to 3000MHz	700MHz to 3000MHz
Peak Gain at 2.4GHz	+3 dBi	+3 dBi
Impedance	50 ohms	50 ohms
Design	Omnidirectional	Omnidirectional
Type	Patent Pending Monopole / Dipole Hybrid	Patent Pending Monopole / Dipole Hybrid
Size	150x37 mm ($\pm 0,2$ mm)	150x37 mm ($\pm 0,2$ mm)
Thickness	0,8 mm	0,8 mm
Antenna Colour **	Black	Black
Connector	SMA	UFL
Operating Temperature	-40 to +85°C	-40 to +85°C
Certifications	CE, RoHS	CE, RoHS

* Detailed frequency response specified later in this document

** Custom colours available on request

Free Space Frequency Response SLA150-UFL

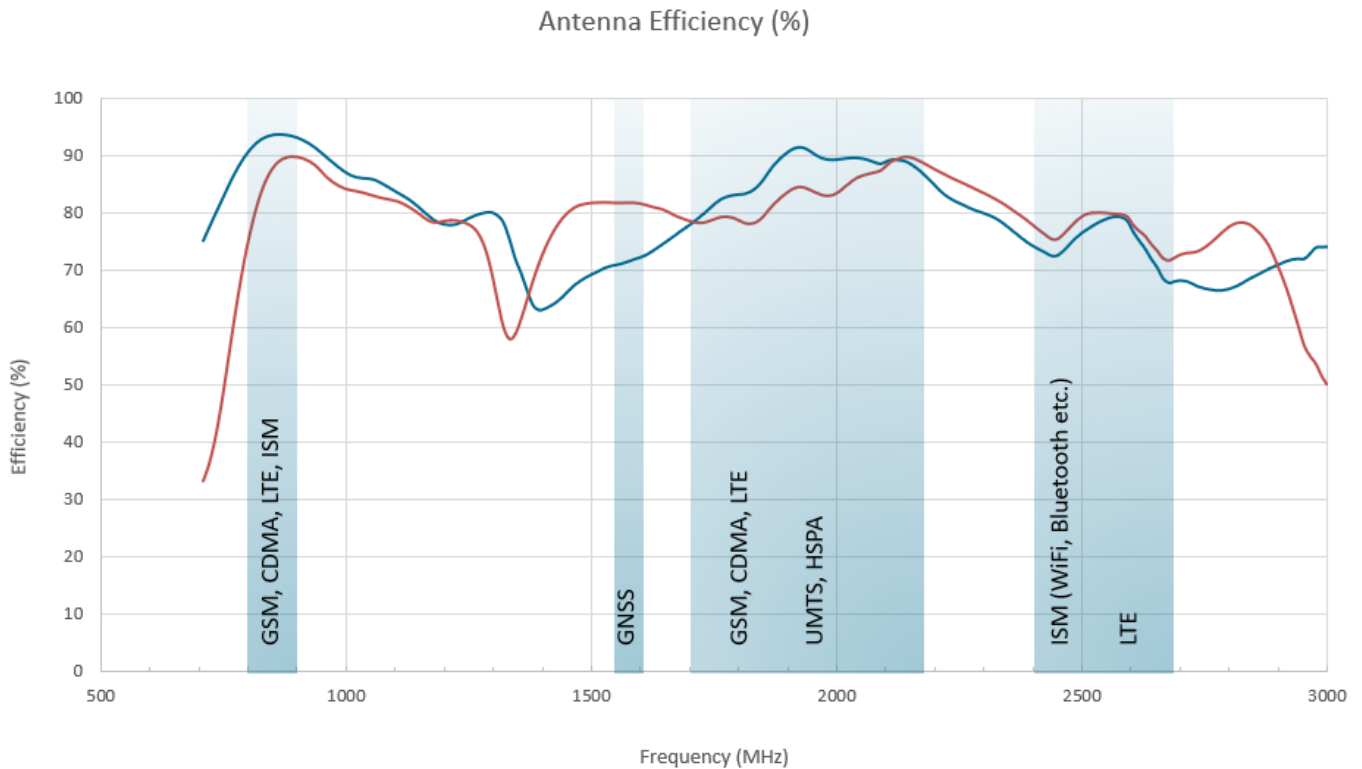
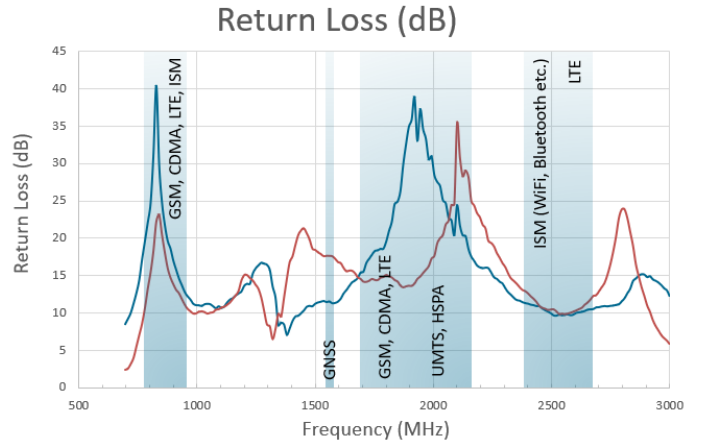
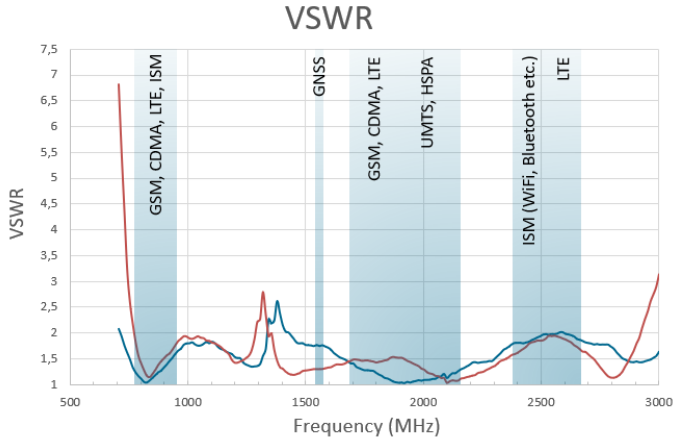
Band (MHz)	800-900	1500-1600	1700-1900	2100	2400	2600-2700
Standard	GSM, CDMA, LTE	GNSS	GSM, CDMA, LTE	UMTS, HSPA	ISM	LTE
Frequency (MHz)	791-960	1559-1610	1710-1990	1755-2170	2400-2500	2500-2690
Avg Efficiency (%)	92.3	92.2	92.0	91.7	91.3	90.8
Avg VSWR	1.3	1.3	1.4	1.4	1.5	1.5
Avg Return Loss (dB)	21.2	11.6	26.1	25.6	10.6	9.7

Free Space Frequency Response SLA150-SMA

Band (MHz)	800-900	1500-1600	1700-1900	2100	2400	2600-2700
Standard	GSM, CDMA, LTE	GNSS	GSM, CDMA, LTE	UMTS, HSPA	ISM	LTE
Frequency (MHz)	791-960	1559-1610	1710-1990	1755-2170	2400-2500	2500-2690
Avg Efficiency (%)	85.9	86.8	87.4	87.6	87.6	87.4
Avg VSWR	1.5	1.5	1.5	1.6	1.6	1.7
Avg Return Loss (dB)	15.6	17.0	14.7	28.9	11.2	10.1

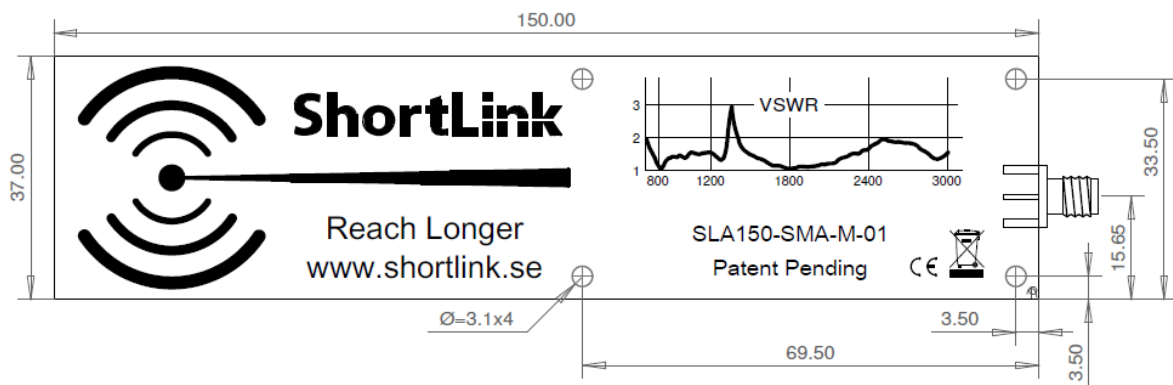
Antenna Characteristics SLA150

The antenna characteristics below are based on a standard matching network in free space. It is possible to tailor the matching network to specific usage scenarios if needed. Please contact ShortLink for more information. Blue line is SLA150-UFL, Red line is SLA150-SMA.

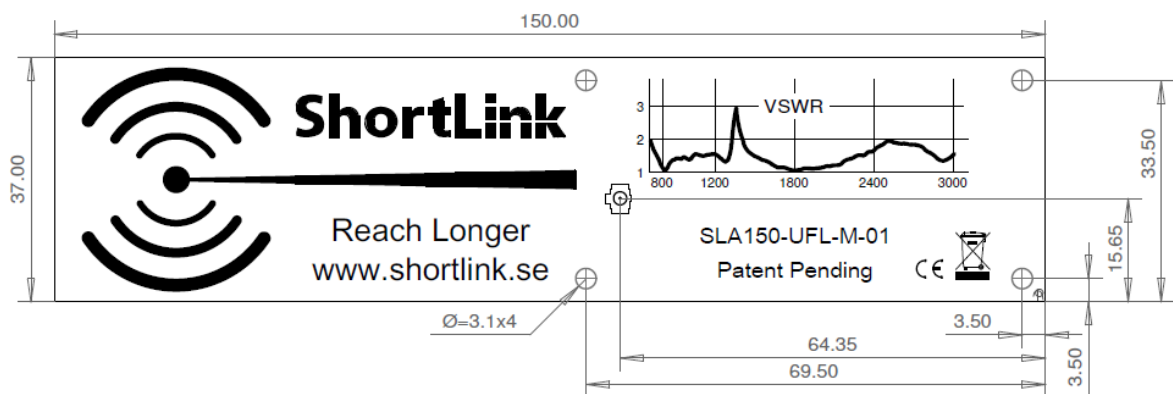


Mechanical Drawings

Mechanical Drawing, SLA150-SMA



Mechanical Drawing, SLA150-UFL



Ordering Codes

SLA150 - XXX - XX - 01

(1) (2) (3) (4)

(1) Family

SLA150 = ShortLink 150mm Omnidirectional IoT Antenna

(2) Connector

UFL = UFL Connector

SMA = SMA Connector

(3) Matching Network

NM = No matching network on PCB

M = Matching network on PCB

(4) Revision Number

01 = Revision Number 01

Contacting ShortLink

Headquarters ShortLink AB
Hamntorget 1
SE-652 26 Karlstad
Sweden
+46 (0)54-240 200

Website www.shortlink.se

Sales Contact info@shortlink.se

The information in this document is provided in connection with ShortLink AB (hereafter referred to as "SLAB") products. No license, express or implied, by estoppel or otherwise, to any intellectual property right is granted by this document or in connection with the sale of SLAB products. SLAB ASSUMES NO LIABILITY WHATSOEVER AND DISCLAIMS ANY EXPRESS, IMPLIED OR STATUTORY WARRANTY RELATING TO ITS PRODUCTS INCLUDING, BUT NOT LIMITED TO, THE IMPLIED WARRANTY OF MERCHANTABILITY, FITNESS FOR A PARTICULAR PURPOSE, OR NON-INFRINGEMENT. IN NO EVENT SHALL SLAB BE LIABLE FOR ANY DIRECT, INDIRECT, CONSEQUENTIAL, PUNITIVE, SPECIAL OR INCIDENTAL DAMAGES (INCLUDING, WITHOUT LIMITATION, DAMAGES FOR LOSS OF PROFITS, BUSINESS INTERRUPTION, OR LOSS OF INFORMATION) ARISING OUT OF THE USE OR INABILITY TO USE THIS DOCUMENT, EVEN IF SLAB HAS BEEN ADVISED OF THE POSSIBILITY OF SUCH DAMAGES. SLAB makes no representations or warranties with respect to the accuracy or completeness of the contents of this document and reserves the right to make changes to specifications and product descriptions at any time without notice. SLAB does not make any commitment to update the information contained herein. Unless specifically provided otherwise, SLAB products are not suitable for, and shall not be used in, automotive applications. SLAB's products are not intended, authorized, or warranted for use as components in applications intended to support or sustain life.